




DATA  
PROVIDER.  
COM

# Insight-driven asset management

Harness the power of structured web data



## Contents

About us	03
Structured web data	04
Our transparency, your privacy	05
Technology detection	06
Traffic insights with Connection Index	07
Recipes: our custom datasets	08
The Wirecard case	09
Tools for asset management	11
Proprietary Scores	
Reverse DNS	
AI Summaries	12
Search By Example	
Flexible data access	13
API Integrations	14
Dashboards	15
Consultancy	16
Dataprovider.com for other industries	17

## Dataprovider.com brings structure to the global internet

We transform the abundance of online information into an ever-growing, organized database. Dataprovider.com offers structured information for 800 million domains, including 50 million company websites, updated monthly with the newest information. Our searchable index and over 200 data fields mean it takes just a few clicks to find the alternative data you need, before extracting practical information and unlocking key market signals. We're here for all data-minded professionals in asset management and equity research.

### Why us?

800 million domains

3.1 billion web pages

50 million company websites

Unique proprietary scores

200+ data variables

120+ public company indicators

Web traffic indices

3000 technologies detected

4 years of historical data

Read on to find out why we're the trusted data provider for hedge funds, asset managers, and data-driven research firms.

## Equity information straight from the source

Dataprovider.com captures information directly from websites, right as online changes happen. Specialized filter combinations in our Search Engine build a detailed overview: evaluate the performance of publicly traded and pre-IPO companies by monitoring the global online usage of their software and services, and by analyzing web traffic through their APIs. Spot micro and macro trends as they arise, or find leads and map emerging industries. Follow changing service and product offerings in your target industries, track web engagement, and utilize our alternative data to inform your portfolio decisions.

Our web data unveils an otherwise hidden world, giving you the data and tools you need to stay ahead of the curve.




### Dataprovider.com helps you:

- enhance your equity intelligence and construct detailed company profiles
- track the popularity of websites and web tech using online traffic metrics
- enrich (additional) data via Snowflake and other API integrations
- track key performance indicators and spot trends in a single interface
- analyze public or private company development with four years of point-in-time historical data, updated every month

## GDPR & CCPA compliance meets independently verifiable data

Our data and processes comply with the European General Data Protection Regulation (GDPR) and with the California Consumer Privacy Act (CCPA). We do not crawl websites if they disallow crawling, and adhere to the international standard of the Robots Exclusion Protocol. Our Privacy by Design technology ensures that, by default, we minimize the personally identifiable information (PII) to only what's necessary for achieving your goal.

This is all possible with our proprietary data, gathered independently and structured with our own software. We maintain total transparency regarding the nature of the data we index and the methods we employ: our monthly web crawling ensures this authenticity. By eliminating dependence on third-party information, we can consistently trace the data back to its source and verify its integrity.

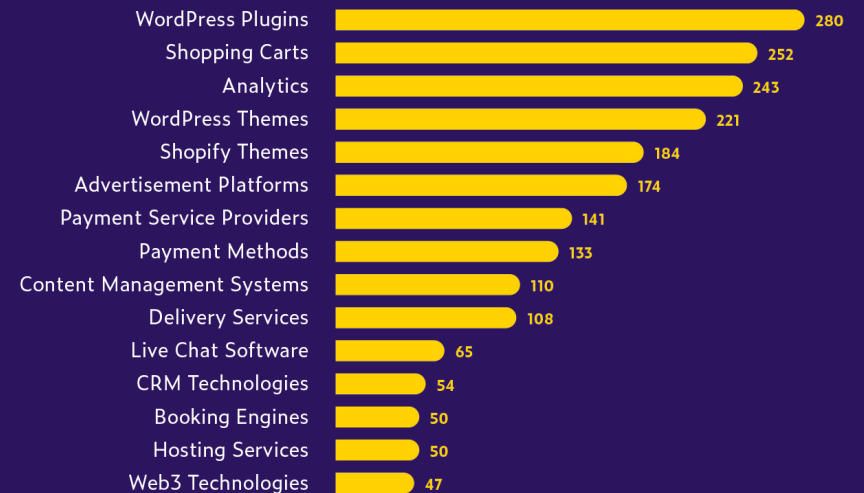
-  **GDPR compliant**
-  **CCPA compliant**
-  **robots.txt adherent**
-  **PII protected**
-  **Privacy ensured**

## Behind-the-scenes access

Harness data on a broader scale to understand which tech solutions are trending, growing, or declining. Websites incorporate behind-the-scenes digital services that provide or enhance functionalities, including additions like payment services, shopping cart systems, or customer service live chat software. Valuable information can be identified by rendering a website's HTML, CSS, or JavaScript, and by examining its DNS records for external services and resources being used.

With Dataprovider.com, you'll find exact details. Say you'd like to identify all **Squarespace (NYSE: SQSP)** sites that sell coffee beans, use **Adyen (AMS: ADYEN)** payment services, and ship with **DHL (ETR: DHL)**: generate this exact list with just a few clicks on our platform. Monitor how technologies such as **Salesforce (NYSE: CRM)**, **Adobe (NASDAQ: ADBE)**, **HubSpot (NYSE: HUBS)**, or **WIX (NASDAQ: WIX)** are being used online, and track into which countries and markets they're expanding. The results from this approach can indicate the growth potential of these technologies, informing you on the best course of action for your assets under management.

### Number of technologies detected for selected categories:



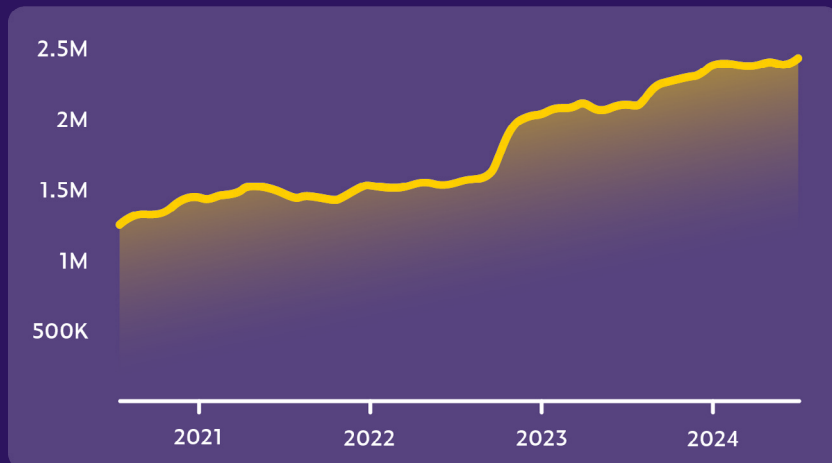
## Expertly pre-filtered datasets

Find precise information about a growing tech company or trending web technology with Dataprovider.com's Recipes. These are handpicked combinations of related filters, isolated to return comprehensive and specific results in our Search Engine. For example, to track the popularity of ecommerce platform Shopify, our Recipe automatically isolates websites with:

The screenshot shows a search engine interface for 'Shopify' with 2,148,689 records. The filters are:

- CMS is Shopify
- HTTP headers contains x-shopify-stage
- OR HTTP headers contains x-shopid
- HTTP headers contains x-storefront-renderer-rendered
- Rendered cookie names contains \_shopify\_

### Websites using Shopify shopping cart



The result of this search is a pre-filtered dataset of all sites using **Shopify (NYSE: SHOP)** CMS services, which can be analyzed with up to four years of point-in-time historical data, updated every month. With Recipes, we do the technical work for you, so experts and beginners alike can dive straight into the data.

Explore hundreds of Recipes, tracking more than 120 publicly traded companies, and discover the alternative data on web technology performance. Utilize verifiable information from Dataprovider.com to get an unbiased view of market shares and discover market trends, then compare companies and even entire industries by identifying top and emerging players.

The grid displays eight pre-filtered datasets, each with a company logo, a brief description, the number of records, and the stock exchange ticker:

- Shopify (CMS)**: Shopify provides a comprehensive... 2.3M records, NASDAQ:SHOP
- Visa**: American multinational financial... 2.5M records, NYSE:V
- Amazon Advertising**: Amazon is an American multinatin... 219K records, NASDAQ:AMZN
- Trustpilot**: Trustpilot.com is a Danish consum... 500K records, LON:TRUST
- Wix eCommerce**: Wix.com is a software company th... 4.8M records, NASDAQ:WIX
- Whatsapp Business**: Meta Platforms, doing business as... 4.2M records, NASDAQ:FB
- Magnite**: Magnite is a prominent advertising... 260K records, NASDAQ:MGNI
- MercadoPago**: Mercado Libre, founded in 1999, is... 25K records, NASDAQ:MELI

## Make data-driven decisions and control tomorrow

In 2019, a major US investment firm was keen to purchase shares in Wirecard—a publicly traded German payment service provider. As part of their due diligence investigation, the firm approached Dataprovider.com to understand more about Wirecard’s client base and the industries they represented.

Dataprovider.com tracked Wirecard’s digital fingerprint to detect websites using their payment-processing services. Our data showed a handful of European clients, but also identified a large percentage of high-traffic gambling, adult, and illegal torrent websites from Asia, all utilizing Wirecard’s services. With these key insights about the clientele, the firm decided not to invest in the company.

Our data fueled their insight-driven decision, and ultimately protected the investment firm from a multi-million dollar loss: in 2020, Wirecard was exposed as an elaborate fraud.

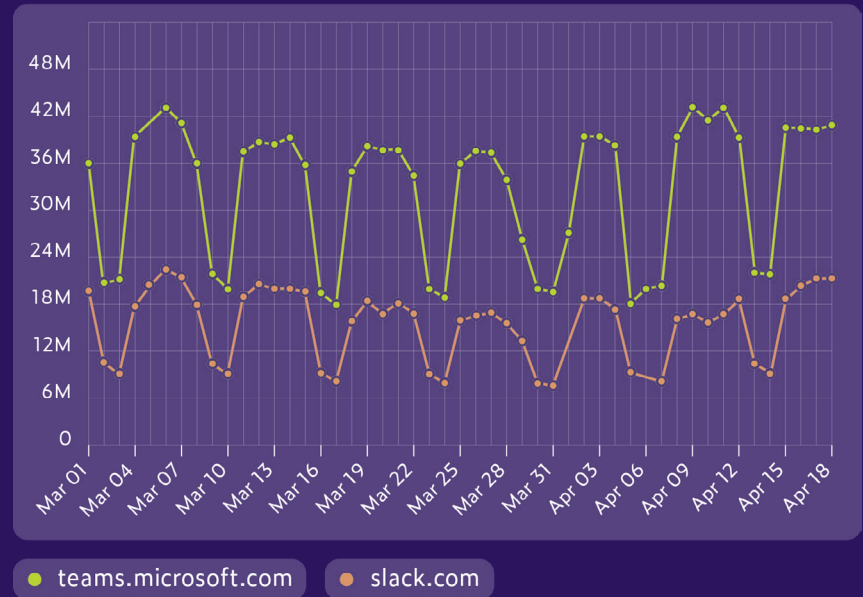
With our tools and expertise, you can track investment opportunities—the risks and rewards—with alternative data. Optimize fund performance, perform due diligence, and execute firm strategies with Dataprovider.com.

## Get market advantage with alternative data

Our data takes you behind the scenes of publicly traded companies to monitor their performance. With tools that display traffic and connection data, you can see how the demand changes over time for any company or its services.

Other web analytics tools can’t give you all traffic information. That’s why we’ve developed our proprietary Connection Index, a benchmarked estimation based on DNS connections, relative to the connections to [www.google.com](http://www.google.com). Unlike other tools, which use browser extensions to measure traffic, our Connection Index is determined by a worldwide pool of anonymized DNS data. It factors in connections via consoles, IoT, and machine-to-machine (e.g. digital payment transactions), for example. This is how we provide extensive, reliable traffic results with practical details.

Daily Connection Index



## Our data toolkit for your equity research

### Reverse DNS

Our Reverse DNS tool connects IP addresses to domain names, giving you access to unique information about hosting infrastructures and domain networks. Explore what's behind four billion IPv4 addresses: find in which city and country an IP address is hosted, or how many IP addresses, including subdomains and VPNs, are hosted at a specific center. Use this data for a more solid prognosis of how cloud and hosting service providers, for example, are performing online.

### AI Summaries

With close to 50 million company websites in our database and over 200 data fields to filter by, you'll find the equity information at your fingertips. To simplify the process, we use state-of-the-art AI technology to create concise summaries of a company's products and services, based on the content of their websites. Save time and effort by getting the most relevant details at a glance, then dive into the data that matters.

[www.shiftev.com](http://www.shiftev.com)

Shift EV is a company that specializes in custom electric vehicle solution, offering services such as gas-to-electric conversions, repairs and upgrades. They provide a range of solutions for classic and custom EVs, including parts and technical support.

[www.bellejo.com](http://www.bellejo.com)

Bellejo is a company that produces environmentally friendly sunscreen with innovative ingredients, aiming to protect both human skin and the planet.

### Proprietary Scores

We've developed a number of Proprietary Scores and tools to make accessing untapped data streams even easier. For example, Economic Footprint refers to the size of a website and it's network, Security Score informs you about security measures being taken online and Trust Grade indicates the ecommerce legitimacy. Our metrics, together with four years of historical point-in-time data, help you use these insights to estimate the growth of online tech services.

### Search By Example

Our Search By Example feature is a 'more like this' tool to help you track new and emerging markets. Curious about what companies are entering the AI sector, for example? Or how many there are, where they're based, and if that number is growing? Search By Example helps you know where and when change happens. It's crucial to stay at the forefront of new developments when industries and markets are continuously evolving.

[www.floristry.com](http://www.floristry.com)



[peonyforyourthoughts.com](http://peonyforyourthoughts.com)

[heavypetal.com](http://heavypetal.com)

[flowersfrom.asia](http://flowersfrom.asia)

[whatinthecarnation.net](http://whatinthecarnation.net)

[thepollenpatch.co.uk](http://thepollenpatch.co.uk)

[www.leaf.life](http://www.leaf.life)

[fanciful.flowers](http://fanciful.flowers)

[bloomingboutique.boston](http://bloomingboutique.boston)

[floralforall.co](http://floralforall.co)

[localflower.shop](http://localflower.shop)

[www.sunflower.market](http://www.sunflower.market)

[veroseflowershop.de](http://veroseflowershop.de)

[thefashionable.florist](http://thefashionable.florist)

[kissfromaro.se](http://kissfromaro.se)

[seedy.business](http://seedy.business)

[www.pinkhibisc.us](http://www.pinkhibisc.us)

[bloemenvanjorn.nl](http://bloemenvanjorn.nl)

[daisy.delivery](http://daisy.delivery)

[bramhallinbloom.co.uk](http://bramhallinbloom.co.uk)

[lousblooms.nz](http://lousblooms.nz)

[floweryfun.fr](http://floweryfun.fr)

# We bring our data to you

With a sleek, intuitive platform, an engaging interface with data visualizations and summary statistics, and API integrations to bring it all together, Dataprovider.com gives you an unparalleled data experience.

# Effortlessly integrate our data into your preferred tools

Even though our search results are structured and can give you a comprehensive overview based on your filters, we also know asset managers might prefer to use their own specialized tools to analyze their results.

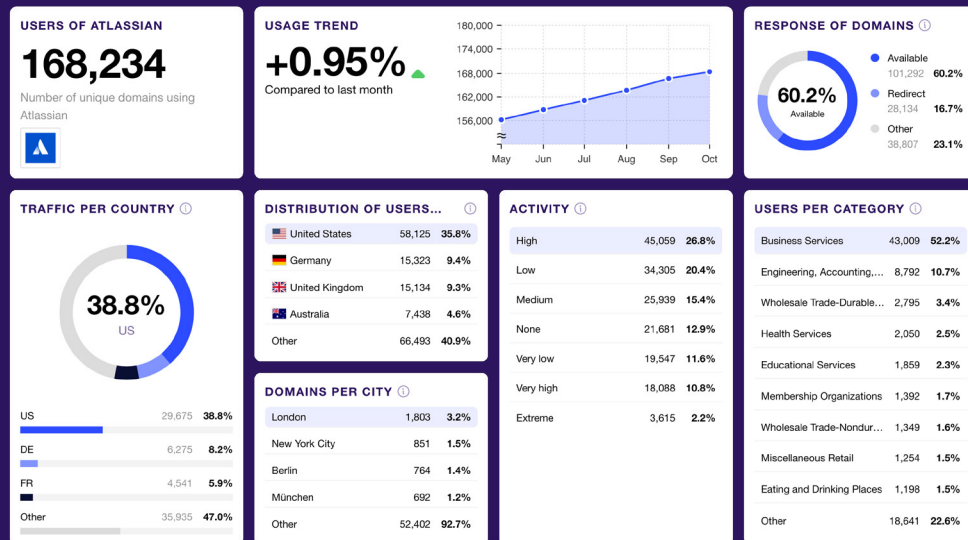
We support this by providing you with complete integration capabilities, facilitating the utilization of our web data in Snowflake or any of your preferred data management tools. These integrations make it possible to merge our Search Engine results with your own sets of data, or with information extracted from other sources. This allows for the most personalized and specialized dataset.



## Clearer insights with interactive, shareable data

Dataprovider.com's Dashboards are a personalized view of your key metrics and trends. Set up custom dashboards for each of your target interests or industries to get an easy overview—include metrics on monthly growth and change over time, website content, geographical indicators, activity levels, and much more. Share a dashboard with your team or with your clients so all relevant parties can stay up to date and informed, and see beyond the numbers. Use Presentation Mode to bring your insights to a meeting and help your team understand the most current developments and take action on new business opportunities.

Our **Dashboards** offer an accessible, interactive way to visualize the most relevant data, tailored to your specific industry needs.



## We build the tools you need: everything is possible in consultation

Our tools and features generate great overviews of what our data has to offer, but avid users like to sort through the data themselves. Though our Search Engine works intuitively, the sheer volume of filterable data might prove overwhelming for even the most proficient data analysts.

We're here to help you get the most out of your data, offering comprehensive consulting services specifically tailored to meet your requirements. Our consultancy delivers a spectrum of services, ranging from one-time assistance in setting up your query, to individualized in-house training, to appointing one of our specialists as a permanent external member of your team. We thoroughly customize our service to meet your goals.

- In-house training
- Custom query creation
- External team member allocation
- Updating and tracking of search requests
- Regular check-ins to ensure optimal results

## Structured web data to improve any organization

Dataprovider.com is the go-to source for any organization or business looking for detailed web data. Our data is used by a wide range of companies across industries—including some of the biggest names like PayPal, GoDaddy, and M Science.

Curious which industries make use of our data to improve their performance?

**Asset Management**

**Business Information**

**Registries & Registrars**

**Brand Protection**

**Payment Service Providers**


**Cybersecurity**

**Academic Research**

**Public Sector**

**Want to know how Dataprovider.com can help you?  
Reach out and we'll set up a personal demo.**

info@dataprovider.com  
+31 508507009





**DATA  
PROVIDER.  
COM**

### **Operations**

Van Elmpstraat 10  
9723 ZL  
Groningen  
The Netherlands

### **International**

Weesperplein 4b  
1018 XA  
Amsterdam  
The Netherlands